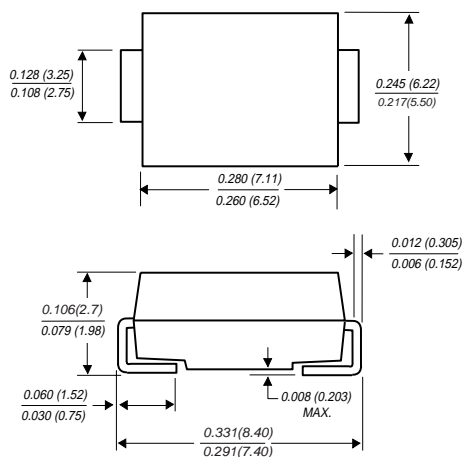


SK82~SK810

SURFACE MOUNT SCHOTTKY BARRIER RECTIFIER

Reverse Voltage - 20 to 100 Volts Forward Current - 8.0 Amperes

DO-214AB



Dimensions in inches and (millimeters)

FEATURES

- FOR SURFACE MOUNTED APPLICATIONS
- LOW PROFILE PACKAGE
- BUILT-IN STRAIN RELIEF
- EASY PICK AND PLACE
- PLASTIC MATERIAL USED CARRIES UNDERWRITERS
LABORATORY CLASSIFICATION 94 V-0
- EXTREMELY LOW VF
- MAJORITY CARRIER CONDUCTION
- HIGH TEMPERATURE SOLDERING : 260°C//10 SECONDS
AT TERMINALS

MECHANICAL DATA

- CASE : DO-214AB(SMC)
- TERMINALS : SOLDER PLATED
- POLARITY : INDICATED BY CATHODE BAND
- WEIGHT : 0.22GRAMS

MAXIMUM RATINGS AND ELECTRICAL CHARACTERISTICS

Ratings at 25°C ambient temperature unless otherwise specified
Resistive or inductive load

	SYMBOL	SK82	SK83	SK84	SK85	SK86	SK88	SK810	UNITS
Maximum Repetitive Peak Reverse Voltage	V_{RRM}	20	30	40	50	60	80	100	Volts
Maximum RMS Voltage	V_{RMS}	14	21	28	35	42	56	70	Volts
Maximum DC Blocking Voltage	V_{DC}	20	30	40	50	60	80	100	Volts
Maximum Average Forward Current .375" (9.5mm) lead length at $T_L = 75^\circ C$	$I_{(AV)}$	8.0							Amps
Peak Forward Surge Current 8.3ms Single Half Sine-Wave Superimposed on Rated Load (JEDEC Method)	I_{FSM}	150							Amps
Maximum Instantaneous Forward Voltage at 8.0A	V_F	0.65		0.75		0.85		Volts	
Maximum DC Reverse Current $T_A = 25^\circ C$ at Rated DC Blocking Voltage $T_A = 100^\circ C$	I_R	1.0 20							mA
Maximum Thermal Resistance (NOTE 2)	$R_{\theta JA}$ $R_{\theta JL}$	75 20							$^\circ C / W$
Operating Junction Temperature Range	T_J	-50 to +125							$^\circ C$
Storage and Operating Temperature Range	T_{STG}	-55 to +150							$^\circ C$

NOTES :

1. Pulse test with $PW = 300 \mu sec$, 1% duty cycle
2. Mounted on P.C.Board with $8mm^2$ (0.13mm thick) copper pad areas

RATINGS AND CHARACTERISTIC CURVES SK82 THRU SK810

Fig.1 - FORWARD CURRENT DERATING CURVE

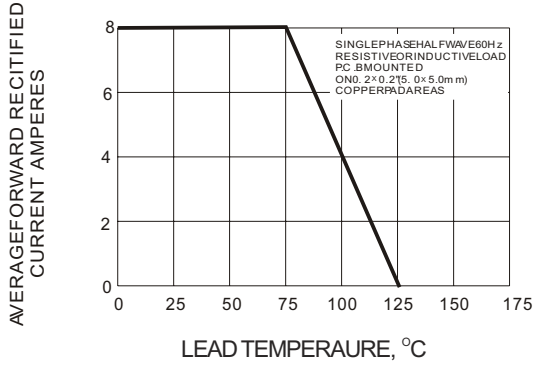


Fig.2 - MAXIMUMNON-REPETITIVEPEAK FORWARD SURGE CURRENT

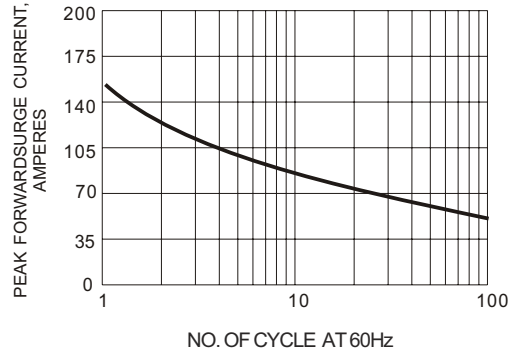


FIG.3-TYPICAL FORWARD CHARACTERISTICS

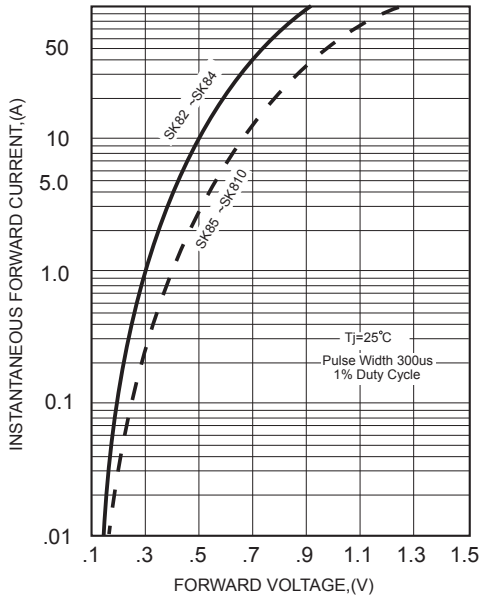


FIG.4-TYPICAL JUNCTION CAPACITANCE

